











Parker Hannifin Corporation
 Hose Products Division
 30240 Lakeland Blvd.
 Wickliffe, Ohio 44092

Parkrimp 1 Hose Die Selection Chart

Fitting Series	HOSE	-4 RED	-5 PUR	-6 YEL	-8 BLU	-10 ORG	-12 GRN	-16 BLK	-20 WHT	Die Ring
43 Series	Die Part Number	80C-A04	80C-A05	80C-A06	80C-A08	80C-A10	80C-A12	80C-A16		
	GLOBALCORE 187/187ST/TC (-8 THRU -16) 387/387ST/TC 487/487ST/TC/CP (-4 THRU -12) 787/787ST/TC/CP (-4 & -6), 797/797ST/TC/CP (-4 & -6)	0.645	0.710	0.825	0.945	1.060	1.245	1.590		
	351ST/TC, 422, 426, 431, 436, 451ST/TC, 471ST/TC 472LT, 482ST/TC, 777/777ST/TC/CP (-6 THRU -10)	0.665	0.730	0.845	0.965	1.080	1.265	1.610		SILVER
	GLOBALCORE 722/722ST/TC (-6 THRU -10)	0.685	0.750	0.865	0.985	1.100	1.285	1.630		
	421WC 302 722LT (-6 THRU -10) 881	0.705	0.770	0.885	1.005	1.120	1.305	1.650		BLACK
25 Series	Die Part Number			80C-Y06	80C-Y08					
	271			0.680 0.700	0.825 0.845					
26 Series	Die Part Number	80C-E04	80C-E05	80C-E06	80C-E08	80C-E10	80C-E12	80C-E16		
	213 285 (-4, -6, -10) 293	0.460 0.480	0.520 0.540	0.575 0.595	0.670 0.690	0.805 0.825	0.915 0.935	1.175 1.195		
	201 225 266 206 226 SS25UL 221FR 244 285 (-8 & -12)	0.500 0.520	0.560 0.580	0.615 0.635	0.710 0.730	0.845 0.865	0.955 0.975	1.215 1.235		
81 Series	Die Part Number						80C-V12	80C-V16	80C-V20	
	811 811HT 881						1.155 1.175	1.450 1.470	1.740 1.760	
HY SERIES	Die Part Number	80C-H595				80C-H1015	80C-H1170	80C-H1365		
	801 836 611HT (-4 THRU -12)	0.575 0.595				0.995 1.015	1.140 1.160	1.350 1.370		
	Die Part Number			80C-H735	80C-H860					
	801 836 611HT			0.755 0.775	0.890 0.910					
Caution: Read the operations and technical manual before attempting to operate this machine. Do not operate this machine without guard in place. Keep hands clear of moving parts when operating machine.							Note : Do not use this machine to assemble stainless steel fittings.			
Information on this decal is subject to change without notice. For the most current crimp specifications, please visit Crimpsource at www.parker.com/crimpsource . New decals can be ordered at Parker website - https://parker.cp.imtco.com							Decal Part Number: 80C-CRIMPDECAL REV. L			